

Yuma County Water Users' Association





**2016 APPROVED NON-DELIVERY DATES 2016**

 FULL SYSTEM OUTAGE (NOT SUBJECT TO CANCELLATION)

**W & E** WEST & EAST MAIN OUTAGES

**H** HOLIDAY

(SUBJECT TO CANCELLATION)

JANUARY							FEBRUARY							MARCH							APRIL						
S	M	T	W	T	F	S	S	M	T	W	T	F	S	S	M	T	W	T	F	S	S	M	T	W	T	F	S
					<u>H</u>	2	1	2	3	4	5	6			<u>W</u>	<u>W</u>	<u>W</u>	4	5						1	2	
3	4	5	6	7	8	9	7	8	9	10	11	12	13	6	7	<u>E</u>	<u>E</u>	<u>E</u>	11	12	3	4	5	6	7	8	9
10	11	<u>W</u>	<u>W</u>	<u>W</u>	15	16	14	<u>H</u>	16	17	18	19	20	13	14	15	16	17	18	19	10	11	12	13	14	15	16
17	18	<u>E</u>	<u>E</u>	<u>E</u>	22	23	21	22	23	24	25	26	27	20	21	22	23	24	25	26	17	18	19	20	21	22	23
24	25	26	27	28	29	30	28	29						27	28	29	30	31			24	25	26	27	28	29	30
31																											
MAY							JUNE							JULY							AUGUST						
S	M	T	W	T	F	S	S	M	T	W	T	F	S	S	M	T	W	T	F	S	S	M	T	W	T	F	S
1	2	3	4	5	6	7				1	2	3	4						1	2		1	2	3	4	5	6
8	9	10	11	12	13	14	5	6	7	8	9	10	11	3	<u>H</u>	5	6	7	8	9	7	8	9	10	11	12	13
15	16	17	18	19	20	21	12	13	14	15	16	17	18	10	11	12	13	14	15	16	14					19	20
22	23	24	25	26	27	28	19	20	21	22	23	24	25	17	18	19	20	21	22	23	21	22	23	24	25	26	27
29	<u>H</u>	31					26	27	28	29	30			24	25	26	27	28	29	30	28	29	30	31			
														31													
SEPTEMBER							OCTOBER							NOVEMBER							DECEMBER						
S	M	T	W	T	F	S	S	M	T	W	T	F	S	S	M	T	W	T	F	S	S	M	T	W	T	F	S
					1	2	3						1			1	2	3	4	5					1	2	3
4	<u>H</u>	6	7	8	9	10	2	3	4	5	6	7	8	6	7	8	9	10	<u>H</u>	12	4	5	6	7	8	9	10
11	12	13	14	15	16	17	9	10	11	12	13	14	15	13	14	15	16	17	18	19	11	12	13	14	15	16	17
18	19	20	21	22	23	24	16	17	18	19	20	21	22	20	21	22	23	<u>H</u>	25	26	18	19	20	21	22	23	24
25	26	27	28	29	30		23	24	25	26	27	28	29	27	28	29	30			<u>H</u>	26	27	28	29	30	31	
							30	31																			